

1. Name of Listed Entity: Hexaware Technologies Limited
2. Scrip Code/Name of Scrip/Class of Security: HEXAWARE
3. Share Holding Pattern Filed under: 31b
4. Share Holding Pattern as on : 31-Mar-2016
5. **Declaration:** The Listed entity is required to submit the following declaration to the extent of submission of information:-

S. No.	Particulars	Yes/No	
1	Whether the Listed Entity has issued any partly paid up shares?	No	
2	Whether the Listed Entity has issued any Convertible Securities or Warrants?	No	
3	Whether the Listed Entity has any shares against which depository receipts are issued?	Yes	Public Group
4	Whether the Listed Entity has any shares in locked-in?	No	
5	Whether any shares held by promoters are pledge or otherwise encumbered?	No	
6	Whether the Listed Entity has issued any differential Voting Rights?	No	

Table I - Summary Statement holding of specified securities

Category (I)	Category of shareholder (II)	Nos. of shareholders (III)	No. of fully paid up equity shares (IV)	No. of Partly paid-up equity shares (V)	No. of shares underlying Depository Receipts (VI)	Total nos. shares held (VII) = (IV)+(V)+(VI)	Shareholding as a % of total no. of shares (calculated as per SCRR, 1957) (VIII)	Number of Voting Rights held in each class of securities (IX)				No. of Shares Underlying Outstanding convertible securities (including Warrants) (X)	Shareholding, as a % assuming full conversion of convertible securities (as a percentage of diluted share capital) (XI) = (VII)+(X)	Number of Locked in shares (XII)		Number of Shares pledged or otherwise encumbered (XIII)		Number of equity shares held in dematerialized form (XIV)
			As a % of (A+B+C2)	No of Voting Rights				Total as a % of (A+B+C)	No. (a)	As a % of total Shares held (b)	No. (a)			As a % of total Shares held (b)				
				Classes eg: X	Classes eg: y	Total												



A	Promoter & Promoter Group	2	215047193	0		215047193	71.26	215047193	0	215047193	71.26	0	71.26	0	0	0	0	215047193
B	Public	87663	86601594	0	139560	86741154	28.74	86741154	0	86741154	28.74	0	28.74	0	0			82566288
C	Non Promoter-Non Public	0	0	0	0	0	0	0	0	0	0	0	0	0	0	0	0	0
C1	Shares underlying DRs	0	0	0		0	0	0	0	0	0	0	0	0	0			0
C2	Shares held by Employee Trusts	0	0	0		0	0	0	0	0	0	0	0	0	0			0
	Total	87665	301648787	0	139560	301788347	100	301788347	0	301788347	100	0	100	0	0	0	0	297613481





Table II - Statement showing shareholding pattern of the Promoter and Promoter Group

Category & Name of the Shareholders (I)	PAN (II)	No. of share older (III)	No. of fully paid up equity shares held (IV)	Partly paid-up equity shares held (V)	Nos. of shares underlying Depository Receipts (VI)	Total nos. shares held (VII = IV+V+VI)	Shareholding % calculate d as per SCRR, 1957 (VIII)	Number of Voting Rights held in each class of securities (IX)			No. of Shares Underlying Outstanding convertible securities (including Warrants) (X)	Shareholding, as a % assuming full conversion of convertible securities (as a percentage of diluted share capital) (XI) = (VII)+(X) as a % of A+B+C2	Number of Locked in shares (XII)		Number of Shares pledged or otherwise encumbered (XIII)		Number of equity shares held in dematerialized form (XIV)		
								No of Voting Rights					Total as a % of Total Voting rights	No. (a)	As a % of total Shares held (b)	No. (a)		As a % of total shares held (b)	
								As a % of (A+B+C2) (VIII)	Class X	Class Y									Total
Indian		0	0	0	0	0	0	0	0	0	0	0	0	0	0	0	0		
Individuals/Hindu undivided Family		0	0	0		0	0	0	0	0	0	0	0	0			0		
Central Government/ State Government(s)		0	0	0		0	0	0	0	0	0	0	0	0			0		
Financial Institutions/ Banks		0	0	0		0	0	0	0	0	0	0	0	0			0		
Any Other (specify)		0	0	0		0	0	0	0	0	0	0	0	0			0		
Sub-Total (A)(1)		0	0	0	0	0	0	0	0	0	0	0	0	0			0		
Foreign		0	0	0	0	0	0	0	0	0	0	0	0	0			0		
Individuals (Non-Resident Individuals/ Foreign		0	0	0		0	0	0	0	0	0	0	0	0			0		



Individuals)																		
Government		0	0	0		0	0	0	0	0	0	0	0	0	0			0
Institutions		0	0	0		0	0	0	0	0	0	0	0	0	0			0
Foreign Portfolio Investor		0	0	0		0	0	0	0	0	0	0	0	0	0			0
Any Other (specify)		2	215047193	0		215047193	71.26	215047193	0	215047193	71.26	0	71.26	0	0			215047193
Private Equity Fund		2	215047193	0		215047193	71.26	215047193	0	215047193	71.26	0	71.26	0	0			215047193
HT GLOBAL IT SOLUTIONS HOLDINGS LIMITED	AAD CH23 63K		193935793	0		193935793	64.26	193935793	0	193935793	64.26	0	64.26	0	0			193935793
HT GLOBAL IT SOLUTIONS HOLDINGS LIMITED	AAD CH23 63K		21111400	0		21111400	7	21111400	0	21111400	7	0	7	0	0			21111400
Sub-Total (A)(2)		2	215047193	0	0	215047193	71.26	215047193	0	215047193	71.26	0	71.26	0	0			215047193
Total Shareholding of Promoter and Promoter Group (A)= (A)(1)+(A)(2)		2	215047193	0	0	215047193	71.26	215047193	0	215047193	71.26	0	71.26	0	0			215047193






Table III - Statement showing shareholding pattern of the Public shareholder

Category & Name of the Shareholders (I)	PAN (II)	Nos. of shareholder (III)	No. of fully paid up equity shares held (IV)	Partly paid-up equity shares held (V)	Nos. of shares underlying Depository Receipts (VI)	Total nos. shares held VII = IV+V+VI	Shareholding % calculated as per SCRR, 1957 As a % of (A+B+C2) VIII	Number of Voting Rights held in each class of securities (IX)			No. of Shares Underlying Outstanding convertible securities (including Warrants) (X)	Total shareholding, as a % assuming full conversion of convertible securities (as a percentage of diluted share capital) (XI)	Number of Locked in shares (XII)		Number of Shares pledged or otherwise encumbered (XIII)		Number of equity shares held in dematerialized form (XIV)	
								No of Voting Rights					Total as a % of Total Voting rights	No. (a)	As a % of total Shares held (b)	No. (Not applicable) (a)		As a % of total shares held (Not applicable) (b)
								Class X	Class Y	Total								
Institutions		0	0	0	0	0	0	0	0	0	0	0	0	0	0	0	0	
Mutual Funds/		47	22900607	0	0	22900607	7.59	22900607	0	22900607	7.59	0	0				22894082	
HDFC TRUSTEE COMPANY LTD A/C. HDFC MIDCAP OPPORTUNITIES FUND	AAA TH18 09A	0	6107000	0	0	6107000	2.02	6107000	0	6107000	2.02	0	0				6107000	
Venture Capital Funds		0	0	0	0	0	0	0	0	0	0	0	0	0	0	0	0	
Alternate Investment Funds		0	0	0	0	0	0	0	0	0	0	0	0	0	0	0	0	
Foreign Venture Capital Investors		0	0	0	0	0	0	0	0	0	0	0	0	0	0	0	0	
Foreign Portfolio Investors		65	15183900	0	0	15183900	5.03	15183900	0	15183900	5.03	0	0				15183900	
Financial		33	142790	0	0	142790	.05	142790	0	142790	.05	0	0				138363	



Institutions/ Banks			3					3		793								
Insurance Companies		2	36570	0	0	36570	.01	36570	0	36570	.01	0	.01	0	0			36570
Provident Funds/ Pension Funds		0	0	0	0	0	0	0	0	0	0	0	0	0	0			0
Any Other (specify)		59	16577 762	0	0	16577 62	5.49	16577 762	0	16577 777 62	5.49	0	5.49	0	0			16576062
FOREIGN INSTITUTIO NAL INVESTOR		59	16577 762	0	0	16577 62	5.49	16577 762	0	16577 777 62	5.49	0	5.49	0	0			16576062
T. ROWE PRICE INTERNATI ONAL DISCOVERY FUND	AAA CT60 74A	0	38468 26	0	0	38468 6	1.27	38468 26	0	38468 6	1.27	0	1.27	0	0			3846826
Sub-Total (B)(1)		206	54841 632	0	0	54841 32	18.17	54841 632	0	54841 416 32	18.17	0	18.17	0	0			54828977
Central Government/ State Government(s) / President of India		0	0	0	0	0	0	0	0	0	0	0	0	0	0			0
Sub-Total (B)(2)		0	0	0	0	0	0	0	0	0	0	0	0	0	0			0
Non- institutions		0	0	0	0	0	0	0	0	0	0	0	0	0	0	0	0	0
Individuals -		83425	26106 940	0	0	26106 40	8.65	26106 940	0	26106 069 40	8.65	0	8.65	0	0	0	0	22389706



Individual shareholders holding nominal share capital up to Rs. 2 lakhs.	83415	239230	773	0	0	239237	7.93	239230	773	239237	7.93	0	7.93	0	0	20206539
Individual shareholders holding nominal share capital in excess of Rs. 2 lakhs.	10	218310	67	0	0	218316	.72	218310	67	218316	.72	0	.72	0	0	2183167
NBFCs registered with RBI	3	2450	0	0	0	2450	0	2450	0	2450	0	0	0	0	0	2450
Employee Trusts	0	0	0	0	0	0	0	0	0	0	0	0	0	0	0	0
Overseas Depositories (holding DRs) (balancing figure)	1	0	0	0	139560	139560	.05	139560	0	139560	.05	0	.05	0	0	139560
Any Other (specify)	4028	565050	72	0	0	565057	1.87	565050	72	565057	1.87	0	1.87	0	0	5205595
Domestic Company	964	343110	69	0	0	343116	1.14	343110	69	343116	1.14	0	1.14	0	0	3406977
NRI Non Repatriable	2021	102060	96	0	0	102069	.34	102060	96	102069	.34	0	.34	0	0	600071
NRI Repatriable	1031	116010	97	0	0	116019	.38	116010	97	116019	.38	0	.38	0	0	1160037
Overseas Corporate	1	10	0	0	0	10	0	10	0	10	0	0	0	0	0	10



Bodies																		
Foreign National / Entity	2	8000	0	0	8000	0	8000	0	800	0	0	0	0	0	0			8000
Trust	9	30500	0	0	30500	.01	30500	0	305	.01	0	.01	0	0				30500
Sub-Total (B)(3)	87457	31759	0	139560	318995	10.57	318990	0	318	10.57	0	10.57	0	0				27737311
Total Public Shareholding (B)= (B)(1)+(B)(2)+(B)(3)	87663	86601	0	139560	867411	28.74	867410	0	867	28.74	0	28.74	0	0				82566288



Table IV - Statement showing shareholding pattern of the Non Promoter- Non Public shareholder

Category & Name of the Shareholders (I)	PAN (II)	No. of share older (III)	No. of fully paid up equity shares held (IV)	Partly paid-up equity shares held (V)	Nos. of shares underlying Depository Receipts (VI)	Total no. shares held (VII = IV+V+VI)	Shareholding % calculate as per SCRR, 1957 As a % of (A+B+C2) (VIII)	Number of Voting Rights held in each class of securities (IX)			No. of Shares Outstanding convertible securities (including Warrants) (X)	Total shareholding, as a % assuming full conversion of convertible securities (XI)	Number of Locked in shares (XII)		Number of Shares pledged or otherwise encumbered (XIII)		Number of equity shares held in dematerialized form (XIV) (Not Applicable)
								Class X	Class Y	Total			No.	As a % of total Shares held	No. (Not applicable)	As a % of total shares held (Not applicable)	
Custodian/DR Holder		0	0	0		0		0	0	0	0	0	0	0			0
Employee Benefit Trust (under SEBI (Share based Employee Benefit) Regulations, 2014)		0	0	0		0		0	0	0	0	0	0	0			0
Total Non-Promoter-Non Public Shareholding (C)= (C)(1)+(C)(2)		0	0	0		0		0	0	0	0	0	0	0	0	0	0




Table II- Unclaim Details

Details of Shares which remain unclaimed may be given here along with details such as number of shareholders, outstanding shares held in demat/unclaimed suspense account, voting rights which are frozen etc.	
No. of shareholders	No of share held

Table III- Unclaim Details

Details of Shares which remain unclaimed may be given here along with details such as number of shareholders, outstanding shares held in demat/unclaimed suspense account, voting rights which are frozen etc.	
No. of shareholders	No of share held

Table III- Person in Concert

Details of the shareholders acting as persons in Concert including their Shareholding			
Name of shareholder	Name of PAC	No. of share	Holding %

